


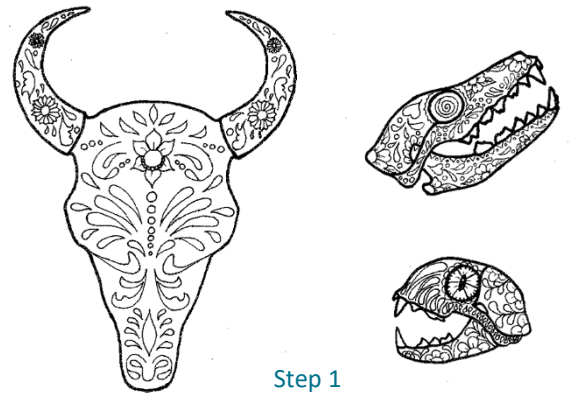
You will need:

- Printer
- Paper
- Markers, colored pencils or paint

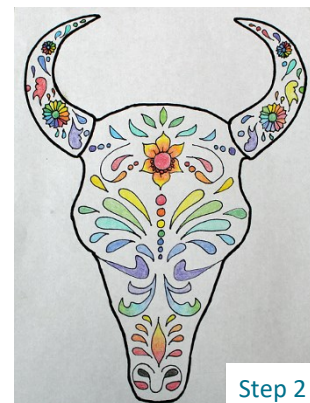


Directions:


1. Print off your favorite skull from the provided templates.



2. Color your sugar skull with markers, colored pencils or paint.



3. Show us your "sweet" skulls on our Facebook page "Adventures in EdZooCation" or tag the North Carolina Zoo at #NCZOO or #NCZOOED.



Bison Skull



Wolf Skull



Bobcat Skull