

CREATURE FEATURES

As you visit the different animals at the NC Zoo, you will notice that some animals have two legs and some have four. You may even see some animals with more or some that don't have any legs at all. In the boxes below, draw pictures or write the names of the different animals that you see with no legs, two legs, four legs or more.

Animals with no legs

Animals with two legs

Animals with four legs

Animals with six or more legs

CREATURE FEATURES

As you visit the different animals at the NC Zoo, you will notice that animals have different types of feet.



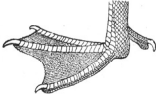


HOOVES: Hooves are the covering on an animal's toes. Most animals with hooves eat grass and sometimes have to travel great distances to find their food. The hooves allow animals to walk a long way without hurting their feet.

PAWS WITH CLAWS: Most meat eaters, called carnivores, have feet with sharp claws that help them catch and hold the animals they eat. The claws on their feet also help to dig dens or climb trees.

PADDLES: Water animals use their webbed feet or flippers as propellers to push them through the water. These feet also help them to steer through water and dive for food.

GRIPPERS: Many birds have feet with toes that grip so they can perch on a branch. Some birds that capture, kill and eat other animals have large curved claws, called talons, to catch and hold their prey during flight.

FEET MUCH LIKE OURS: Primates like monkeys, chimpanzees, gorillas and baboons have feet just like ours. Gorillas have 5 toes with nails just like we do. The main difference is the gorilla's big toe is much larger and on the side of its foot. This helps the gorilla grab things with its toes and climb trees.

TYPE of FEET	HOW MANY DID YOU SEE? Make one mark for every animal you see with these kind of feet.
<p>HOOVES</p> 	
<p>PAWS WITH CLAWS</p> 	
<p>PADDLES</p> 	
<p>GRIPPERS</p> 	
<p>FEET MUCH LIKE OURS</p> 	

CREATURE FEATURES

As you visit the different animals at the NC Zoo, you will notice that some animals have eyes in the front of their head and some animals have eyes on the side. Animals with eyes in the front of their head are predators. Predators stalk and hunt for their food. Eyes in the front help predators tell how far away their prey is located. Prey animals have eyes on the sides of their head. This helps them keep a “look out” in all directions.



PREDATORS
EYES IN THE FRONT,
STALK AND HUNT

How many animals did you see with eyes in front?
Draw pictures of them or make tally marks.



PREY
EYES ON THE SIDE,
RUN AND HIDE

How many animals did you see with eyes on the side?
Draw pictures of them or make tally marks.

CREATURE FEATURES

As you visit the different animals at the NC Zoo, you will notice that some animals live in water, some animals live on land and others live on both land and in water. In the boxes below, draw pictures or write the names of the different animals that live on land, in the water, or both.

Lives on land	Lives on land and in water	Lives in water

CREATURE FEATURES

As you visit the different animals at the NC Zoo, you will notice that animals have different types of coverings on their bodies.




BIRDS: Birds are covered with feathers. Feathers help birds stay warm and dry, protect from scrapes and make flying possible.

MAMMALS: Mammals have hair or fur on their bodies. Hair helps mammals in many ways, such as keeping them warm, allowing them to blend in and hide, and keeping them dry. Did you know that a rhino horn is made of keratin, the same as our hair. Now that's a lot of hair!

REPTILES: Reptiles have scales covering their bodies. These scales keep in body moisture and provide protection.

FISH: Fish also have scales covering their bodies to help protect them.

AMPHIBIANS: Amphibians do not have fur, feathers or scales. They have smooth, moist skin covering their bodies. Amphibians can breathe and drink through their skin and the skin also helps provide protection.

COVERINGS	HOW MANY DID YOU SEE? Make one mark for every animal you see with that kind of covering.
<p data-bbox="1157 743 1293 773">FEATHERS</p> 	
<p data-bbox="1073 967 1129 997">FUR</p> 	
<p data-bbox="1100 1195 1199 1224">SCALES</p> 	
<p data-bbox="1115 1433 1178 1463">SKIN</p> 